

# Goal Bank Management

The Goal Bank Management feature allows for the configuration and export of Goal Banks and related data. Goal Banks are a collection of standards, goals and objectives organized by area of need and grade. For example: Common Core Standards, Pre-K Guidelines, Vocational with Tech Prep, DLM Essential Elements, etc. empower sites are built to include state specific goal banks. As part of our ongoing support, empower will update and add new goal banks as needed.

empower maintains goal banks. If your district needs significant modifications to an existing goal bank, please contact empower support for assistance.

To access Goal Bank Management:

- Locate the top toolbar of empower
- Click on the profile icon
- Click on Goal Bank Management

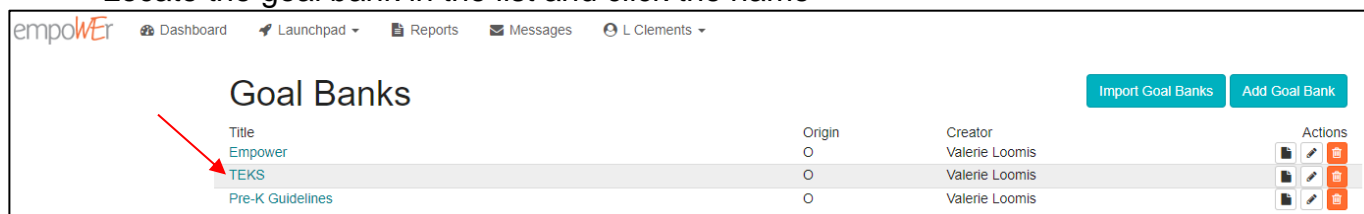
All goal banks follow the hierarchy of:

- Area of Need
- Grade
- Subarea of Need
- Standard
- Goal
- Objective

All items in the hierarchy follow the same rules of navigation to view, add, edit, and delete.

To maintain a goal bank:

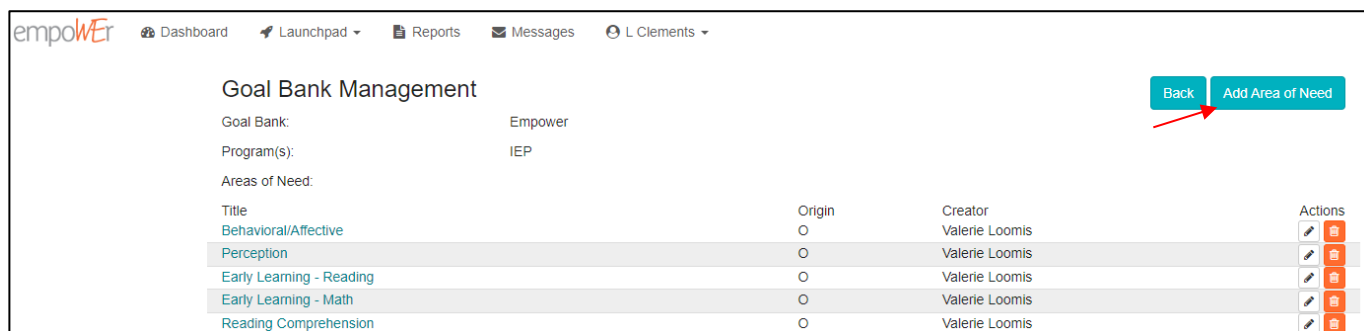
- Locate the goal bank in the list and click the name



Title	Origin	Creator	Actions
<a href="#">Empower</a>	O	Valerie Loomis	[Edit] [Delete]
<a href="#">TEKS</a>	O	Valerie Loomis	[Edit] [Delete]
<a href="#">Pre-K Guidelines</a>	O	Valerie Loomis	[Edit] [Delete]

To add an item:

- Click the add button



Title	Origin	Creator	Actions
<a href="#">Behavioral/Affective</a>	O	Valerie Loomis	[Edit] [Delete]
<a href="#">Perception</a>	O	Valerie Loomis	[Edit] [Delete]
<a href="#">Early Learning - Reading</a>	O	Valerie Loomis	[Edit] [Delete]
<a href="#">Early Learning - Math</a>	O	Valerie Loomis	[Edit] [Delete]
<a href="#">Reading Comprehension</a>	O	Valerie Loomis	[Edit] [Delete]

- Enter the appropriate data

- Click Create
- Click Cancel to leave the screen without saving

empower Dashboard Launchpad Reports Messages L Clements

## New Area of Need

\* Title

Cancel Create Area

To edit an item:

- Locate the item in the list and click the pencil icon

empower Dashboard Launchpad Reports Messages L Clements

## Goal Bank Management

Goal Bank: Empower

Program(s): IEP

Areas of Need:

Title	Origin	Creator	Actions
Behavioral/Affective	O	Valerie Loomis	
Perception	O	Valerie Loomis	
Early Learning - Reading	O	Valerie Loomis	
Early Learning - Math	O	Valerie Loomis	
Reading Comprehension	O	Valerie Loomis	

Back Add Area of Need

- Enter the appropriate data
- Click Update
- Click Cancel to leave the screen without updating

empower Dashboard Launchpad Reports Messages L Clements

## Edit Area of Need

\* Title

Behavioral/Affective

Cancel Update Area

Writing a custom Goal or Objective:

After clicking on the desired Area, Grade and Subarea, you may add your own goal to the bank by clicking Add Goal

empower Dashboard Launchpad Reports Messages L Clements

## Goal Bank Management

Goal Bank: empower

Area of Need: ADPE

Grade: 9

Subarea of Need: ADPE

Goals:

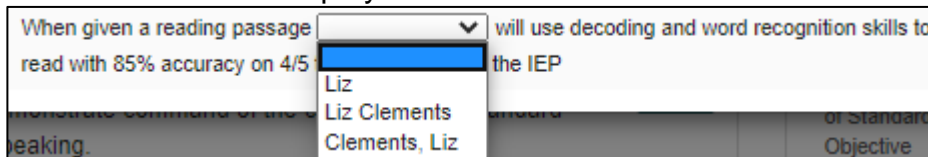
Title	Origin	Creator	Actions
Skills in individual and Group Games, Sports and Dance	O	Valerie Loomis	
Fundamental Motor Skills and Patterns	O	Valerie Loomis	
Wheelchair Manipulation	O	Valerie Loomis	
Physical and Motor Fitness	O	Valerie Loomis	

Back Add Goal

The following tips will help make your goals and objectives reusable and customizable by student.

- [student] – provides a student name dropdown containing:
  - First
  - First Last
  - Last, First Middle.

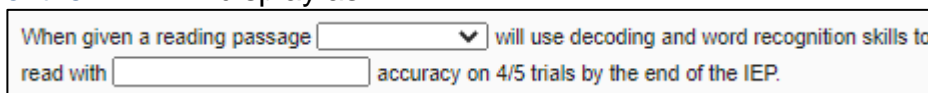
For example, a goal/objective written as “When given a reading passage [student] will use decoding and word recognition skills to read with 85% accuracy on 4/5 trials by the end of the IEP” will display as:



The screenshot shows a form with the text: "When given a reading passage [dropdown] will use decoding and word recognition skills to read with 85% accuracy on 4/5 trials by the end of the IEP". The dropdown menu is open, showing options: "Liz", "Liz Clements", and "Clements, Liz".

- [] – provides a text field.

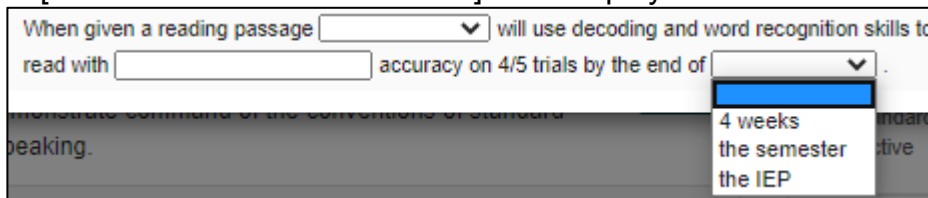
For example, a goal/objective written as “When given a reading passage [student] will use decoding and word recognition skills to read with [] accuracy on 4/5 trials by the end of the IEP” will display as:



The screenshot shows a form with the text: "When given a reading passage [dropdown] will use decoding and word recognition skills to read with [text field] accuracy on 4/5 trials by the end of the IEP".

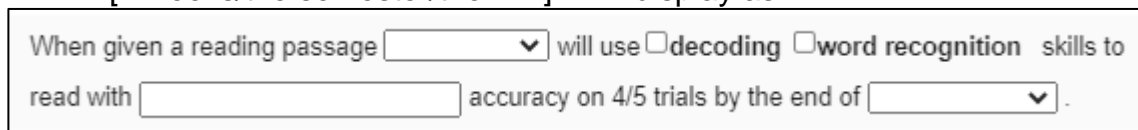
- [option1/option2/option3] – provides a dropdown with each option available for selection.

For example, a goal/objective written as “When given a reading passage [student] will use decoding and word recognition skills to read with [] accuracy on 4/5 trials by the end of [4 weeks/the semester/the IEP].” will display as:



The screenshot shows a form with the text: "When given a reading passage [dropdown] will use decoding and word recognition skills to read with [text field] accuracy on 4/5 trials by the end of [dropdown]". The dropdown menu is open, showing options: "4 weeks", "the semester", and "the IEP".

- [[option1/option2/option3]] – provides a checkbox for each option available for selection.  
For example, a goal/objective written as “When given a reading passage [student] will use [[decoding/word recognition]] skills to read with [] accuracy on 4/5 trials by the end of [4 weeks/the semester/the IEP].” will display as:



The screenshot shows a form with the text: "When given a reading passage [dropdown] will use ☐ decoding ☐ word recognition skills to read with [text field] accuracy on 4/5 trials by the end of [dropdown]".

To delete an item:

- Locate the item in the list and click the trashcan icon
- On the confirmation popup, Click OK to delete the item or Cancel to leave the screen without deleting

empower Dashboard Launchpad Reports Messages L Clements

### Goal Bank Management

Goal Bank: Empower

Program(s): IEP

Areas of Need:

Title	Origin	Creator	Actions
Behavioral/Affective	O	Valerie Loomis	[Edit] [Trash]
Perception	O	Valerie Loomis	[Edit] [Trash]
Early Learning - Reading	O	Valerie Loomis	[Edit] [Trash]
Early Learning - Math	O	Valerie Loomis	[Edit] [Trash]
Reading Comprehension	O	Valerie Loomis	[Edit] [Trash]

Back Add Area of Need

To view the next level in the goal bank hierarchy:

- Locate the item in the list and click the name

empower Dashboard Launchpad Reports Messages L Clements

### Goal Bank Management

Goal Bank: Empower

Program(s): IEP

Areas of Need:

Title	Origin	Creator	Actions
Behavioral/Affective	O	Valerie Loomis	[Edit] [Trash]
Perception	O	Valerie Loomis	[Edit] [Trash]
Early Learning - Reading	O	Valerie Loomis	[Edit] [Trash]
Early Learning - Math	O	Valerie Loomis	[Edit] [Trash]
Reading Comprehension	O	Valerie Loomis	[Edit] [Trash]

Back Add Area of Need